
















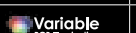




Accessories	Description	Application
Digital TV Tuner	TUE-T300DT2	MOBILE DIGITAL TV RECEIVER (DVB-T2) To receive Digital Video Broadcasting (DVB-T2)
iPod/iPhone Cable	KCU-461IVE	USB CONNECTION CABLE FOR iPod/iPhone For connecting iPod/iPhone to i109ED, i108ED, X009E, X008EU, IXE-W400E, IVX-W200E, INE-W957E, INE-W960E and IVE-W560E. Includes 2 meter video extension cable
Optical Cable	KWE-610A	DIGITAL CONNECTION CABLE FOR X009E, X008EU, INE-W957E Length : 6 meter • Connection for PXA-H800
HDMI Cable	KCU-610HD	HDMI CONNECTION CABLE FOR HDMI CONNECTOR TYPE D For connecting iPod/iPhone to i109ED, i108ED, X009E, X008EU, IXE-W400E, IVX-W200E and INE-W957E
Digital TV HDMI Cable	KCU-610TV	HDMI CONNECTION CABLE FOR DIGITAL TV For use with i109ED, i108ED, X009E, X008EU, IXE-W400E, IVX-W200E, INE-W957E
Camera Cable	KWX-6001	DIRECT CAMERA EXTENSION CABLE For connecting HCE-C1000D with Alpine Head Unit
Remote Control	RUE-4350	MULTI-FUNCTION WIRELESS REMOTE CONTROL Remote control for "Remote Ready" Head Units and AV Head Units
Steering Wheel Remote Control	SWC-C20	UNIVERSAL STEERING WHEEL REMOTE INTERFACE Supports up to 13 different vehicle manufacturers • Programming codes for over 30 vehicle models • Ultra-compact size (40 x 30 x 15mm) • Works with any Alpine Steering Wheel Remote Control Ready Head Unit
	SWC-C30	UNIVERSAL STEERING WHEEL REMOTE INTERFACE Supports new car models from year 2015 • Programming codes for over 30 vehicle models • Ultra-compact size (40 x 30 x 15 mm) • Works with Alpine Steering Wheel Remote Control Ready Head Unit • Supports up to 13 different vehicle manufactures
Speaker to RCA Cable	KCE-SP2R	2-CHANNEL SPEAKER INPUT ADAPTER FOR PDR AMPLIFIER For connecting the speaker level outputs from the vehicle's stereo to the Alpine PDR RCA inputs

Icon	Description
	Capacitive Touch screen type will be even smoother and faster. It allows two fingers to control Track Up-Down and Volume Up-Down.
	With one-touch of the camera button on the Head Unit, the rear view camera will be immediately displayed on the screen.
	Let's you set crossover points to achieve best balance between bass, mid and treble.
	Supports FLAC codec for lossless playback of music from USB devices.
	Designed to work with Apple Car Play for even more convenient control.
	One HDMI cable carries both audio and video signals at high speed for superior picture and sound quality.
	As opposed to ordinary analogue cable, optical cable uses light to transfer data, preventing significant data loss. This results in more effective and accurate transmission between units.
	Turns your smartphone into an interface for custom sound tuning, with easy-to-use display and many tuning choices.
	The Alpine TuneIt app also keeps you in touch with your Facebook friends. The app will notify you of new messages on both your phone and the head unit.
	This advanced bass customization control automatically adjusts frequency cutoff, Q factor and subwoofer level, while maintaining optimum overall sound balance. It also offers five presets for quick selection.
	Alpine is the leader in providing iPod/iPhone integration, ensuring optimum sound quality and outstanding convenience.
	Alpine units are also compatible with Android phones, for high quality music streaming and easy operation.
	Connect your iPhone via USB and App Direct will let you watch TV (iPhone4s) and listen to sound (iPhone4s/iPhone5) from many apps through your system speakers. You get full control from the iPhone's touch screen and the iPhone stays fully operational.
	BT Plus takes wireless Bluetooth® connectivity to the next level with many advanced phone operation and phonebook functions, and easier control of music search and playback functions (AVRCP1.4).
	6-Channel Digital Time Correction adjusts the sound delay from each speaker, so you hear perfect sound imaging.
	MediaXpander® function improves compressed sound quality. It enhances the frequency ranges where the sound is compressed, restoring the original vibrancy. Improves quality of compressed sound sources such as MP3 and WMA. Very effective when listening to music through smartphones as well.
	Compatible with steering wheel remote control systems. (The SWRC interface box and SWR-C20 are required)
	Built-in high performance navigation system is easy to operate and gives you accurate route directions to your destination.
	Select from 150,000 colors to get exactly the look you want for your system. You can set different colors for the display and buttons. Preset colors also available.
	Support a 1 ampere power supply. You can connect and power portable hard disks. This makes it possible for you to enjoy your whole music library inside your car.



www.alpine-asia.com

ALPINE ELECTRONICS OF ASIA PACIFIC CO., LTD.
 555 Rasa Tower 1, Unit 2601-2602, 26th Floor, Phaholyothin Rd.
 Chatuchak, Bangkok, Thailand 10900
 Tel : +662-937-0505 Fax : +662-937-0569

<http://www.alpine-asia.com>

ALPINE ELECTRONICS, INC. (Main Office & Plant)
 20-1 Yoshima Kogyo Danchi, Iwaki, Fukushima Pref. 970-1192, Japan
 Tel : +81-246-36-4111 Fax : +81-246-36-8309

<http://www.alpine.com>



iPhone, iPod, iPod classic, iPod nano, and iPod touch are trademarks of Apple Inc., registered in the U.S. and other countries. "Made for iPod," and "Made for iPhone," mean that an electronic accessory has been designed to connect specifically to iPod, or iPhone, respectively and has been certified by the developer to meet Apple performance standard. Apple is not responsible for the operation of this device or its compliance with safety and regulatory standards. Please note that the use of this accessory with iPod, or iPhone may affect wireless performance. Android is a trademark of Google Inc. MirrorLink Certified™ the Design Only™ Certification Logo, MirrorLink™ and the MirrorLink™ Logo are certification marks and trademarks of the Car Connectivity Consortium LLC. Unauthorized use is strictly prohibited. DivX, DivX Certified and associated logos are trademarks of DivX, Inc. and are used under license. The Bluetooth word mark and logos are registered trademarks owned by Bluetooth SIG, Inc. and any use of such marks by Alpine Electronics, Inc. is under license. The Parrot Trademarks appearing on this document are the sole and exclusive property of Parrot S.A. The terms HDMI and HDMI High-Definition Multimedia interface, and the HDMI Logo are trademarks or registered trademarks of HDMI Licensing LLC in the United States and other countries. Windows Media and the Windows logo are trademarks, or registered trademarks of Microsoft Corporation in the United States and/or other countries. Audyssey MultEQ is a registered trademark of Audyssey Laboratories Inc. vTuner™ is a trademark of Nothing Else Matters Software, Ltd. "Plasmacuster" and "Device of a cluster of grapes" are registered trademarks of Sharp Corporation in Japan, the Philippines and elsewhere. Design, specifications and availability of Alpine products are subject to change without notice. No liability for printing errors is assumed. Alpine catalogs are printed on chlorine-free paper.

ALPINE®
 Driving Mobile Media Innovation

2017 PRODUCT LINEUP

Upgrade the sound performance in your car

The Alpine name is your assurance of getting absolutely the best sound quality in your car. With the latest technologies, precision design and many sound tuning capabilities, your system will give you the beautiful sound you've always dreamed about.



Safe driving & parking with One-Touch Activated rear camera

Alpine's high-performance cameras expand the driver's viewpoint for easier and safer driving. You can clearly see behind the car when reversing, and take advantage of intelligent parking guidance. One-Touch Activated camera lets you check the rear view at anytime. You'll drive and maneuver with greater ease and confidence.



The Ultimate Experience for Your Car Life



Play various media and enjoy your trip more

Get ready to enjoy a wide range of audio and video entertainment in your car. In addition to CD and radio, you can connect your iPod or smartphone, and also enjoy files stored on a USB stick, including the high quality FLAC format.



Enjoy the luxurious sound of new speakers and amps

If you want the best possible combination of power and audio quality, the new X-Series is for you. As Alpine's top-of-the-line speakers and amps, they deliver amazing power from compact bodies, together with high resolution sound for all types of music.



Your Car, Your System, Your Style

The new Alpine Style models are designed to perfectly match your car, so they look great and operate flawlessly. The extra-large, high resolution displays make watching videos more fun and using navigation more convenient. They give you a wide range of entertainment choices, and you can even add more, such as a Digital TV Tuner. Make Alpine Style your style and get ready for a fantastic driving experience.

ALPINE STYLE

Premium Navigation System

9"
X009E 9" ALL-IN-ONE NAVIGATION
 2015- Toyota Vellfire with G-KTX-009E-AV2

8"
X008EU 8" ALL-IN-ONE NAVIGATION
 2014- Honda HR-V (Veze) with KTX-800-VZ

Premium Multimedia System

9"
i109ED 9" MULTIMEDIA HEAD UNIT
 2015- Toyota Fortuner with G-KTX-109E-FN

9"
i109ED 9" MULTIMEDIA HEAD UNIT
 2015- Toyota Hilux Revo with G-KTX-109E-Hilux

Toyota Alphard 2015-
 G-KTX-009E-AV2

Toyota Harrier 2014-
 G-KTX-009E-HA

Toyota Hilux Revo 2015-
 G-KTX-009E-Hilux

- Alpine Style Exclusive :**
- Exclusive design for your car
 - Extra large screen
 - Plug & play installation (no car modifications)

8"
i108ED 8" MULTIMEDIA HEAD UNIT
 2015- Toyota Fortuner with KTX-008-FN

Alpine Style Products Compatibility Chart

Car Model	Model Year	ALL-IN-ONE NAVIGATION		MULTIMEDIA HEAD UNIT	
		X009E	X008EU	i109ED	i108ED
Toyota Fortuner	2015-	X	KTX-008-FN	G-KTX-109E-FN	KTX-008-FN
	2012-2015	X	KTX-WXE-F08	X	KTX-WXE-F08
Toyota Hilux Revo	2015-	G-KTX-009E-Hilux	X	G-KTX-109E-Hilux	X
	2012-2015	G-KTX-009E-AV2	KTX-800-AV	X	KTX-800-AV
Toyota Alphard / Vellfire	2015-	G-KTX-009E-AV	KTX-WXE-AV8	X	KTX-WXE-AV8
	2012-2015	G-KTX-009E-HA2	X	X	X
Toyota Harrier	2014-	X	KTX-WXE-LC8	X	KTX-WXE-LC8
Toyota Land Cruiser	2012-	X	KTX-800-VZ	X	KTX-800-VZ
Honda HR-V (Veze)	2014-	X	KTX-WXE-DM8	X	KTX-WXE-DM8
Isuzu D-Max/Mu-X	2012-2014	X	KTX-WXE-CV8	X	KTX-WXE-CV8
Chevrolet Trailblazer / Colorado	2012-2014	X		X	

FLAT, SLEEK DESIGN WITH 2-FINGER CONTROL ON TOUCH SCREEN

IXE-W400E 7" NEW

MOBILE MEDIA STATION



- 7" WVGA display with capacitive touch screen
- 2 fingers Touch Control (Swipe Up-Down/Left-Right)
- 4 x 45W High Power Amp
- Made for iPhone and iPod
- HDMI/MHL Connectivity
- Direct Camera Button
- 3 PreOuts (2 Volts)
- USB Audio Playable : FLAC/MP3/WMA/AAC/WAV
- USB Video Playable : MP4/AVI
- USB Pictures Playable : JPG/JPEG
- 2 Rear USB connection
- RCA camera port (with adjustable distance guides)
- Direct camera port (with adjustable distance guides)
- 1x AUX input (Audio)
- 1x AUX output (Audio/Video)
- Built-in Bluetooth module
- Built-in Steering Wheel Remote Control (Learning Type)
- USB extension cable included
- HDMI Cable included
- Remote control included
- Menu Language : English, Thai, Arabic


DESIGNED FOR SMARTPHONES

Connect your smartphone to the Mobile Media Station via a single HDMI cable for streaming high resolution audio and video. In addition, you can see the smartphone apps on the large display and even control them with Android phones.



*HDMI adapter and cable are required for HDMI connectivity (sold separately).

ONE BUTTON, ONE TOUCH CAMERA



A button on the lower part of the unit lets you activate the rear view camera with a single touch. You can then change the view (Rear, Top, Corner, Panorama) by touching on the screen. It's a fast and convenient way check behind you and park more easily.

PERFECT NAVIGATION, AWESOME AV ENTERTAINMENT

INE-W957E 7" NEW

ALL IN ONE NAVIGATION



- 7" WVGA LED touch screen
- 4 x 50W High Power Amp
- CD-R/RW/WMA/MP3/AAC Playback
- iPod video playback (requires KCU-461VE)
- DVD±R/RW/DivX Playback
- USB Audio Playback
- Dual Zone Playback (independent A/V output for rear monitors)
- Alpine TuneIt App Ready (with iPhone and Android)
- BASS ENGINE SQ
- 3 PreOuts (4 Volts)
- 9-Band Parametric EQ
- Preset Equalizer (10 modes)
- 6-Channel Digital Time Correction
- Crossover settings
- MediaXpander®
- 24-bit DAC
- Built-in high-performance Navigation System
- Voice Guidance in 29 Languages
- Text to Speech (TTS) in 15 languages
- High resolution maps with Anti-aliasing and 3D landmark icons
- 3D City maps
- Enhanced POI database
- GPS Antenna included
- Digital Optical Output
- Made for iPhone and iPod
- USB connection
- Built-in Bluetooth® Module
- Advanced Bluetooth® Functions
- Direct camera port (with adjustable distance guides)
- DVB-T2 Tuner Ready
- Steering Wheel Remote Control Ready
- Remote Control Ready
- 2x Rear A/V input, 1x output
- My Favorites Customization
- Microphone Included
- Menu Language Selection (Thai, English, Arabic, Indonesian, Malay, Chinese)
- USB Cable Included
- 5 Background colors selectable

HDMI HIGH QUALITY CONNECTION



HDMI uses a single cable to provide high-speed, top quality signal transmission for high resolution video. This gives the INE-W957E a big advantage for connecting your smartphone and makes your entertainment system easier to connect, control and upgrade.



OPTICAL OUTPUT



The optical output allows the music signal in its pure digital form to be transmitted via optical cable to an Alpine processor for dynamic multi-channel music.



IVX-W200E 6.2" NEW

MOBILE MEDIA STATION



- 6.2" WVGA touch screen
- CD: MP3/WMA/AAC playback
- 4 x 45W High Power Amp
- Made for iPhone and iPod
- HDMI/MHL Connectivity
- Direct Camera Button
- 2 PreOuts (2 Volts)
- USB Audio Playable : MP3/WMA/AAC/WAV
- USB Video Playable : MP4/WMV/AVI
- USB Pictures Playable : JPG/JPEG
- Front USB connection
- RCA camera port (with adjustable distance guides)
- Direct camera port (with adjustable distance guides)
- 1x 3.5mm mini jack AUX input (Audio)
- 1x AUX output (Audio/Video)
- Built-in Bluetooth module
- Built-in Steering Wheel Remote Control (Learning Type)
- 1 DIN chassis for flexible installation
- Remote control included
- Menu Language : English, Thai, Arabic, Indonesia

HDMI WITH SMARTPHONE



Connect your smartphone to the Mobile Media Station via a single HDMI cable for streaming high resolution audio and video. In addition, you can see the smartphone apps on the large display and even control them with Android phones.

*HDMI adapter and cable are required for HDMI connectivity (sold separately).

USB AND MP4 VIDEO

The Mobile Media Station provides a USB port, so you can insert a USB stick and enjoy the music and video stored on it. MP4 Video is supported, for viewing this high quality format.



IVE-W560E 6.1" NEW



- 6.1" WVGA touch screen
- VCD/DVD±R/RW Playback
- 4 x 50W High Power Amp
- USB Video Playback
- CD-R/RW/WMA/MP3 Playback
- 2 PreOuts (2 Volts)
- Crossover settings
- Preset Equalizer
- MediaXpander
- 24 bit-DAC
- Made for iPhone and iPod
- USB front connection
- Built-in Bluetooth® Module
- AVRCP 1.4 compatible
- Camera input (RCA)
- 1 x Audio/Video output terminal
- 1x AUX input terminal, 1x AUX input terminal (Front)
- DVB-T2 Tuner Ready
- Auto Dimmer
- Blue illumination
- Volume knob
- Built-in Steering Wheel Remote Control (Learning Type)
- Remote Control included
- Menu Language Selection (English)



INE-W960E 6.1" NEW

ALL IN ONE NAVIGATION



- 6.1" WVGA LED touch screen
- Built-in high performance Navigation System
- 50W x 4 High Power Amplifier
- DVD/CD/WMA/MP3/AAC/DivX3.0/VCD/SVCD
- 1 USB Port with iPod/iPhone support
- 3 PreOuts (4 Volts)
- Wireless Remote Control Ready
- DVB-T2 Tuner Ready
- Steering Wheel Remote Control Ready
- 8 Colors Scheme and white key illumination
- 24 Menu languages
- Auto Dimmer
- Idling stop support
- Display off function
- RCA Camera input
- Touch panel TV control ready
- Alpine TuneIt App Ready (with iPhone and Android)
- BASS ENGINE SQ
- 9-Band Parametric EQ
- App direct mode
- Crossover settings
- 6-Channel Digital Time Correction
- Preset Equalizer (10 modes)
- Subwoofer Control
- Application Volume Level
- MediaXpander®
- Easy Sound Setup by Car Type
- Made for iPhone and iPod
- Built-in Bluetooth® Module
- Advanced Bluetooth® Functions
- AVRCP Ver.1.4 compatible
- USB extension cable included
- Map coverage (Thailand, Indonesia, Singapore, Malaysia, India, GCC)

BASS ENGINE SQ FOR BEST BASS SOUND QUALITY



Bass Engine SQ lets you choose among six levels to automatically adjust frequency cutoff, Q factor and subwoofer level for best sound quality. Unlike normal bass controls, it also sets the best midrange and treble levels to maintain total sound balance. You can set five preset levels for quick selection, then do fine-tuning within each preset.

NAVIGATION SYSTEM

A high performance navigation system is built in, so you don't need any other unit or the internet. The system is extremely accurate and reliable, with useful map information.



LARGE BUTTONS

Two large buttons give you quick access to navigation, music, and phone. Just press the button to see the map, select songs, etc. This makes operation faster and safer.



ALPINE TUNEIT APP

Download the Alpine TuneIt app and you'll instantly have powerful sound processing features right on your smartphone. Set various tuning configurations for different genres and moods, then share them with other users on the Alpine Cloud Server. The app also displays Facebook messages, and even reads them to you.



SEE BEHIND AND AROUND FOR EASIER, SAFER DRIVING



HCE-C252RD

MULTI-VIEW REAR CAMERA


- Viewing Angle: Rear = Horizontal 180°, vertical 142°
- Viewing Modes: 4 = Corner view, ground view, panorama view, rear view
- Compatibility: Works with products featuring Direct Camera Input
- Automatic imaging function: exposure and white balance adjustment
- Mirror image (NTSC)
- Camera dimensions: W 23.6mm x H 23.6mm x D 25.8mm





HCE-C257FD

MULTI-VIEW FRONT CAMERA SYSTEM

- Viewing Angle: Front = Horizontal 180°, vertical 142°
- Viewing Modes: 3 = Corner view, ground view, panorama view
- Ultra wide angle camera
- Automatic imaging function: exposure and white balance adjustment
- Camera dimensions: W23.6mm x H23.6mm x D25.8mm
- Works with products featuring Direct Camera Input



Wide viewing range provides better visibility when coming out of 'blind' alleys or around obstructed corners. Especially useful for reducing blind spots with SUVs and minivans.



Provides better visibility when coming out of 'blind' alleys or around obstructed corners. Lets you see right in front of your car to help in parallel parking and other situations.



KCX-C200B
DUAL MULTI-CAMERA INTERFACE

- Camera accessory for direct connection camera kits
- Enables connection of one or two Multi-View cameras to screens with RCA input
- Includes camera mode switch



HCE-C205RD

MULTI-VIEW REAR CAMERA SYSTEM

- Viewing Angle: Front = Horizontal 180°, vertical 142°
- Viewing Modes: 3 = Corner view, ground view, panorama view
- Ultra wide angle camera
- Automatic imaging function: exposure and white balance adjustment
- Camera dimensions: W23.6mm x H23.6mm x D25.8mm
- Works with products featuring Direct Camera Input
- Compatible with i109ED, i108ED, iXE-W400E, iVX-W200E only



Corner View Ground View Panorama View

HDR CAMERAS GIVE A CLEAR VIEW DAY AND NIGHT

HCE-C1000D

HIGH DYNAMIC RANGE (HDR) REAR VIEW CAMERA

- Viewing Angle: Rear = Horizontal 131°, vertical 103°
- Viewing Modes: 1 = Rear view
- Compatibility: Works with products featuring Direct Camera Input
- High Dynamic Range(HDR) camera
- Automatic imaging function: exposure and white balance adjustment
- Mirror image (NTSC)
- Camera dimensions: W23.6mm x H23.6mm x D24.0mm
- Mirror image (NTSC)
- Camera dimensions: W23.6mm x H23.6mm x D24.0mm

HCE-C1000

HIGH DYNAMIC RANGE (HDR) REAR VIEW CAMERA

- Viewing Angle: Rear = Horizontal 131°, vertical 103°
- Viewing Modes: 1 = Rear view
- High Dynamic Range(HDR) camera Automatic imaging function: exposure and white balance adjustment
- Mirror image (NTSC)
- Camera dimensions: W23.6mm x H23.6mm x D24.0mm
- Weight: 27g
- Black-box dimensions: W38.0mm x H25.0mm x D15.0mm
- Standard RCA connectivity

HIGH PERFORMANCE CAMERA
True high resolution performance with ultra-low distortion, so the rear view you see looks much more real. Connect to Alpine Navigation and adjust guidelines to match your car. HDR technology ensures best vision at night.



SEE YOUR FAVORITE MOVIES BIG AND CLEAR



10.1" NEW

RSA10S-R-SE

10.1" WSVGA OVERHEAD MONITOR


- 10.1" WSVGA LCD Color monitor
- Resolution : 1024 x 600 (1.8 million pixels)
- Visual EQ™
- 7 colors adjustable Dome light
- 1 AUX in
- Dimmer : Day/Night/Auto
- Menu Language : English

Car Model	Toyota Alphard / Vellfire	Toyota Alphard / Vellfire
Year	2015 -	2008 - 2014
Overhead Monitor	RSA10S-R-SE	RSA10S-R-SE
Installation Kit	KTX-Y1503VG	KTX-Y903K

BRILLIANT PICTURE QUALITY
Alpine's WSVGA display uses 1.8 million pixels for sharp and clear images in both dark and light viewing conditions.



SEVEN COLORS LED LIGHT
You can choose from seven colors to match the LED light to the car's interior color. The seven colors are: White, Blue, Green, Amber, Red, Purple and Sky Blue. An Auto Off function automatically turns off the power in 30 or 60 seconds.



THE BEST SOUND AND THE LATEST FEATURES



CDE-163EBT

CD RECEIVER WITH ADVANCED BLUETOOTH®



- 50W x 4 High power amplifier
- Alpine TuneIt App ready for iPhone & Android
- App direct mode for iPod/iPhone
- CD: MP3/WMA/AAC playback
- USB: FLAC/MP3/WMA/AAC playback
- MediaXpander®
- HPF/LPF
- 6-Channel Digital Time Correction
- 9-Band Parametric EQ
- 3-way Crossover
- Front USB port with 1000mA charging support
- Front AUX input (3.5mm mini jack)
- 3 PreOuts
- Idling Stop Function support
- BASS ENGINE SQ (6-level adjustment)
- 24-Bit DAC
- Built-in Bluetooth® Module
- Advanced Bluetooth® Functions
- Variable RGB Illumination over 150,000 colour variations
- Steering Wheel Remote Control ready

3 WAY X-OVER

The digital crossover allows you to adjust cut-off frequencies for your speakers. This ensures a matching sound signal that can be accepted by your speakers without distortion.



6-CHANNEL DIGITAL TIME CORRECTION

Sound customization just the way the pros do it! This function adjusts the delay time from up to six speakers so you hear all the sounds at the same time, for the best sound image.



CDE-152E

CD RECEIVER / USB AND iPod CONTROLLER



- 50W x 4 High power amplifier
- App direct mode for iPod/iPhone
- MP3/WMA playback
- 3-Band Parametric EQ
- Low-Pass filter
- Front USB port with 1000mA charging support
- Front AUX input (3.5mm mini jack)
- 3 PreOuts
- BASS ENGINE SQ (6-level adjustment)
- Quick Search



CDE-151E

CD RECEIVER / USB AND iPod CONTROLLER



- 50W x 4 High power amplifier
- App direct mode for iPod/iPhone
- MP3/WMA playback
- 3-Band Parametric EQ
- Preset Equalizer (10 modes)
- Low-Pass filter
- Front USB port with 1000mA charging support
- Front AUX input (3.5mm mini jack)
- 2 PreOuts
- BASS ENGINE SQ (6-level adjustment)



CDE-150E

CD RECEIVER / USB CONTROLLER



- 50W x 4 High power amplifier
- MP3/WMA playback
- 3-Band Parametric EQ
- Preset Equalizer (10 modes)
- Low-Pass filter
- Front USB port with 1000mA charging support
- Front AUX input (3.5mm mini jack)
- 2 PreOuts
- BASS ENGINE SQ (6-level adjustment)

DRIVE CONNECTED

With Alpine's App Direct function, you can now listen to music from any iPhone app through your car speakers. Enjoy stored music, Internet Radio and more. Conveniently select apps, songs, etc. right from the phone's touch screen.



iPHONE QUICK CHARGE AND HDD POWER SUPPLY

A special quick charge function recharges your iPhone faster than ever. And because these head units support a 1 Ampere power supply, you can connect and power portable hard disks for an even bigger music selection.



Remote Control Included for CDE-163EBT/-152E/-151E/-150E/-W265EBT/UTE-62EBT

RUE-4350

MULTI-FUNCTION WIRELESS REMOTE CONTROL



UTE-62EBT

DIGITAL MEDIA RECEIVER WITH BLUETOOTH®



- 50W x 4 High power amplifier
- Bluetooth® hands-free & audio streaming
- Alpine TuneIt App ready for iPhone & Android
- App direct mode for iPod/iPhone
- USB: FLAC/MP3/WMA/AAC playback
- MediaXpander®
- HPF/LPF
- 6-Channel Digital Time Correction
- 9-Band Parametric EQ
- 3-way Crossover
- Front USB port
- Front AUX input
- 3 PreOuts
- Idling Stop Function support
- BASS ENGINE SQ (6-level adjustment)
- 24-Bit DAC
- Variable RGB Illumination over 150,000 colour variations
- Steering Wheel Remote Control ready

SUPPORTS FLAC CODEC

The UTE-62EBT supports the FLAC codec for lossless playback of music from USB devices. Using FLAC, the sound data is compressed to about 60%, then decompressed to its exact original state.



CDE-W265EBT

2-DIN CD RECEIVER WITH ADVANCED BLUETOOTH®



- 50W x 4 High Power Quality Amplifier
- CD: MP3/WMA/AAC/CDDA
- Front USB: MP3/WMA/AAC
- Large size LCD display
- 2-Lines 14 Segment RGB LCD Display
- 3 PreOuts (4V, Front/Rear/Subwoofer)
- Variable Illumination RGB (Separated LCD / Button control)
- iPod/iPhone support
- Alpine TuneIt App ready (with iPhone and Android)
- Wireless Remote Control Included
- Tag Language (English only)
- Idling stop function support
- Clock
- App direct mode
- 9-Band Parametric EQ
- High Quality Power IC
- 6-Channel Digital Time Correction
- Tone control Bass-Treble
- 10 types Factory EQ
- HPF/LPF
- Subwoofer Phase Selection
- MediaXpander®
- BASS ENGINE SQ 5 patterns (Level 0-6)
- Built-in Bluetooth® Module
- Advanced Bluetooth® Functions
- AVRCP Ver.1.4 compatible

VARIABLE ILLUMINATION

With Variable Illumination, you're no longer limited to a choice of just a few colors. Now you can select from 150,000 colors to get exactly the tone you want for your dashboard illumination. You can even have different colors for the display and buttons. Many preset colors are also available.



ALPINE TUNEIT APP AND BASS ENGINE SQ

The Alpine TuneIt app gives you custom sound tuning right from your smartphone. Use the Alpine Cloud Server to share your settings with other Alpine fans and see theirs. The BASS button gives you direct access to advanced bass adjustment. Choose one of the six levels to automatically adjust frequency cutoff, Q factor and subwoofer level for best sound quality.



PXA-H800

SYSTEM INTEGRATION AUDIO PROCESSOR



- 31-band Graphic EQ per channel (front L/R, rear L/R, centre, subwoofer: 10-band), Gain -12dB to +12dB
- Parametric EQ (front L/R, rear L/R, center: 10-band, subwoofer: 5-band), Q 0.5/1/1.5/2/2.5/3/4/5, Gain -12dB to +12dB
- 8 channel auto/manual digital time correction (0 to 20ms, 0.05ms steps)
- MediaXpander® Plus
- X-Over: Digital HPF/LPF (Slope 0/-6/-12/-18/-24/-30/-36, Gain -24dB to 0dB)
- RoadEQ
- ImprintEQ
- Dolby Digital
- Dolby PRO LOGIC® II
- DTS®
- 32-Bit Floating-point SHARC DSP
- 4 x Wolfson 24-Bit D/A Converters
- Euphony™ Sound Enhancement
- Basic functions Touch Control Ready with IVA-D800E, INA-W900E, IVA-W520E
- 6 Channel RCA Input
- 2 x Ai-NET Inputs
- 2 x Optical Inputs
- 6 Channel Speaker Level Input
- 8 Channel configurable RCA output (4 Volts)
- Gold-plated RCA Connectors
- USB Port for computer setup via included Sound Manager software (requires Windows® XP/Vista®/7)
- RUX-C800 required for full operation
- Included Microphone and USB Cable
- Includes 5.5m Ai-NET cable

CUSTOMISE YOUR SOUND WITH A WIDE RANGE OF FUNCTIONS


The PXA-H800, Alpine's extremely versatile audio processor, gives you the capabilities to achieve exactly the sound you want, no matter what kind of car you have. You have access to a huge range of sound processing functions that you can use to best match the acoustics of your vehicle, and to customize the sound based on the type of music, your basic preferences and even your mood each day. You get Digital Time Correction for optimum sound staging, extensive Digital Crossover adjustment, Graphic and Parametric Equalisers, MediaXpander+, and much, much more. You can even connect to a PC to make and save detailed sound settings.



RUX-C800

CONTROLLER FOR PXA-H800

- Includes installation kit
- BioLite display
- Dual illumination (blue/red)



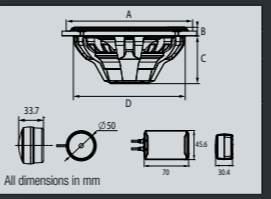
NEW X-SERIES: BEST SOUND PERFORMANCE IN YOUR CAR

Alpine introduces the all new X-Series of high-grade speakers and amplifiers. These products have been engineered and tuned to create a perfect match for extraordinary dynamic, realistic sound reproduction and a spatial sound impression.



NEW

	Peak Power Handling	RMS Power Handling	Nominal Impedance	Frequency Response	Dimensions (mm)			
					A	B	C	D
X-S65C 6-1/2" (16.5cm) COMPONENT 2-WAY SPEAKER	360W	120W	4Ω	60Hz-40kHz	165	8	59	137.2
X-S65 6-1/2" (16.5cm) COAXIAL 2-WAY SPEAKER	360W	110W	4Ω	60Hz-40kHz	165	8	59	137.2
X-S69C 6x9" (16cm x 24cm) COMPONENT 2-WAY SPEAKER	330W	120W	4Ω	60Hz-40kHz	160 x 240	9	78	148 x 223



PERFECT MATCH FOR X-SERIES AMPS

The X-Series speakers are designed and built to handle massive amounts of power. Even at high volumes, the sound is always clear. This makes them perfect for use with the X-Series amps.

COMPACT, YET POWERFUL

The new motor design uses a very powerful neodymium ring magnet. This ensures a very compact basket & motor assembly, while achieving very high power handling and dynamic.



NEW



	X-A90M	X-A70F	X-A90V
Output Channels	Mono	4 Channels	5 Channels
Max Power Output	1800W	1400W	1800W
RMS Power Output (@14.4V 1%THD)	1 x 900W (2Ω) 1 x 600W (4Ω)	4 x 175W (2Ω) 4 x 120W (4Ω)	4 x 100W + 1 x 500W (2Ω) 4 x 75W + 1 x 300W (4Ω)
Amplification Circuit	Class-D	Class-D	Class-D

- Common Features:**
- Selectable Variable HP filter (4 and 5 channel models only)
 - Mono amps provide Variable LP, Selectable Subsonic Filters (mono only)
 - Remote Bass Knob Ready (mono and 5ch only)
 - Thermal and Low Voltage Protection
 - Ultra Wide Frequency Response Range
 - Quick Connectors for Speakers and power terminal

X-SERIES AMPS DELIVER RELIABLE HIGH POWER WHILE SAVING SPACE

You won't believe how much power is produced by these small amp wonders. Alpine has achieved new levels of operation efficiency by using the industry's most advanced digital amplification technology. What's more, they generate almost no distortion to maintain highest sound quality, and very little heat so they will operate for long periods without worries about power shutdown. You can stack them vertically to save even more space.

SMART INSTALLATION

We fully redesigned the speaker terminal connectors, giving the amps a very compact design that allows clean and simple installation with lossless connectivity. This new design also makes advanced system expansion much easier.



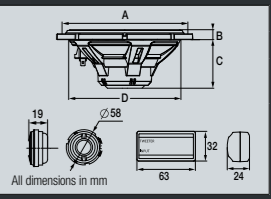
R-SERIES: POWER AND PRECISION WITH THUNDEROUS BASS

Meet the latest generation of R-Series speakers: engineered to deliver high bass power while maintaining extreme sound clarity. These speakers are the right choice if you look for exciting and dynamic sound in your car.



NEW

	Peak Power Handling	RMS Power Handling	Nominal Impedance	Frequency Response	Dimensions (mm)			
					A	B	C	D
R-S65C 6-1/2" (16.5cm) COMPONENT 2-WAY SPEAKER	300W	100W	4Ω	65Hz-29kHz	165	12	59	136
R-S65 6-1/2" (16.5cm) COAXIAL 2-WAY SPEAKER	300W	100W	4Ω	65Hz-29kHz	165	12	59	136
R-S69 6x9" (16cm x 24cm) COAXIAL 2-WAY SPEAKER	300W	100W	4Ω	60Hz-29kHz	160 x 240	10	72	148 x 223



PERFECT MATCH FOR R-SERIES AMPS

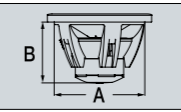
The R-Series speakers and subwoofers deliver superb sound quality from deep bass to high trebles. Team them with the R-Series amps for a powerful, high performance system.

HAMR SURROUND

The High Amplitude Multi-Roll (HAMR) surround allows a maximum, linear cone excursion for high SPL, while maintaining full control over the diaphragm at any excursion stage for high sound clarity.



	Peak Power Handling	RMS Power Handling	Nominal Impedance	Frequency Response	Dimensions (mm)	
					A	B
SWR-1 2D2 12" (30cm) SUBWOOFER	3000W	1000W	2Ω+2Ω	24Hz-200Hz	275	161.8
SWR-1 2D4 12" (30cm) SUBWOOFER	3000W	1000W	4Ω+4Ω	24Hz-200Hz	275	161.8



Common Features: Kevlar-Reinforced Carbon Fibre Cone • Aluminium honeycomb • High-efficiency thermal management • High-Amplitude Multi-Roll Surround • Heavy-gauge push terminals

Type-R Recommended Enclosure	Sealed Enclosure		Vented Enclosure	
	Recommended	Recommended Volume	Round Port Dia. x L (cm)	Slot Port W x H x L (cm)
SWR-1 2D2 / SWR-1 2D4	25.5 L	53.8 L	10 x 33	11 x 9 x 51



	PDR-M65	PDR-F50	PDR-V75
Output Channels	Mono	4 Channels	5 Channels
Power (@14.4V 1%THD)	14.4V 4Ω 1 x 450W	4 x 85W 4 x 125W	4 x 75W + 1 x 250W 4 x 100W + 1 x 350W
Max Power Output	1300W	1000W	1300W
Function	Filter: Variable LPF LP: 50Hz-400Hz -24dB/oct HP: — Subsonic Filter: 8Hz-40Hz -24dB/oct Bass EQ: 0dB to +12dB Variable	Variable, OFF/LP/HP Selectable 50Hz-400Hz -12dB/oct 50Hz-400Hz -12dB/oct — 0dB to +12dB Variable	CH1-4: Variable ON/OFF selectable CH5: Variable LPF 50Hz-400Hz -24dB/oct (5ch only) 50Hz-400Hz -12dB/oct 8Hz-40Hz -24dB/oct 0dB to +12dB Variable

Common Features: Input Gain adjustment 0.2V-8V (0.1V-4V for mono) • Bass EQ • Variable Filters HP&LP • Thermal Protection • Remote Bass Knob Ready (PDR-M65 & PDR-V75 only)



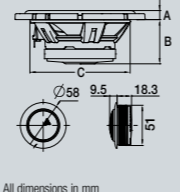
KCE-SP2R
SPEAKER TO RCA CABLE
Alpine R-Series amplifiers can be easily integrated with OEM factory head units using Alpine KCE-SP2R accessory. The Alpine KCE-SP2R allows you to connect the speaker level outputs from your vehicle's stereo to the Alpine PDR RCA inputs.

S-SERIES: FILL YOUR CAR WITH BEAUTIFUL SOUND

The component and coaxial S-Series speakers have a frame that's lighter and stronger, and they deliver higher efficiency. With stable, reliable performance, high power handling and easy installation, S-Series are a great choice for any vehicle.



	Peak Power Handling	RMS Power Handling	Nominal Impedance	Frequency Response	Dimensions (mm)		
					A	B	C
SPS-610C 6-1/2"(16.5cm) COMPONENT 2-WAY SPEAKER	240W	80W	4Ω	70Hz-22kHz	11.5	56	127
SPS-610 6-1/2"(16.5cm) COAXIAL 2-WAY SPEAKER	240W	80W	4Ω	70Hz-22kHz	20	56	127
SPS-510 5-1/4"(13cm) COAXIAL 2-WAY SPEAKER	170W	55W	4Ω	80Hz-22kHz	15.9	49.9	113.4
SPS-410 4"(10cm) COAXIAL 2-WAY SPEAKER	140W	45W	4Ω	97Hz-22kHz	14.6	41.7	93
SPS-619 6x9"(16x24cm) COAXIAL 3-WAY SPEAKER	260W	85W	4Ω	65Hz-23kHz	21.2	75.2	150 x 222



S-Series Speaker Grilles for SPS-610C/-610/-510/-619
KTE-S610G/-S510G/-S619G

HEAR MUSIC EXACTLY AS IT SHOULD SOUND

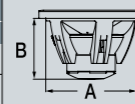


With super-wide dynamic range and the power and speed to reproduce every audio detail, this speaker is finely tuned by Alpine acoustic technicians to bring you beautiful musical performances.

	Peak Power Handling	RMS Power Handling	Nominal Impedance	Frequency Response
DDL-R170S 17cm COMPONENT 2-WAY SPEAKER	160W	40W	4Ω	28Hz-15kHz
DDL-R170C 17cm COAXIAL 2-WAY SPEAKER	160W	40W	4Ω	3.5kHz-90kHz
DDL-R170C 17cm COAXIAL 2-WAY SPEAKER	160W	40W	4Ω	28Hz-70kHz



	Peak Power Handling	RMS Power Handling	Nominal Impedance	Frequency Response	Dimensions (mm)	
					A	B
SWS-10D2*/10D4** 12" (30cm) SUBWOOFER	1500W	500W	*2Ω+2Ω **4Ω+4Ω	28Hz-200Hz	226	141
SWS-12D2*/12D4** 12" (30cm) SUBWOOFER	1500W	500W	*2Ω+2Ω **4Ω+4Ω	26Hz-200Hz	268	149



Common Features: Concealed Mount Gasket • High-Amplitude Multi-Roll Surround • High Strength Steel Frame • High Grade Strontium Ferrite Magnets • Dual Flare Pole Vent with Airflow Back Plate

Recommended enclosure sizes for optimum bass output.

Type-S Recommended Enclosure	Sealed Enclosure		Vented Enclosure	
	Recommended	Recommended Volume	Round Port. Dia. x L (cm)	Slot Port. W x H x L (cm)
SWS-10D2 / SWS-10D4	17.0 L	39.6 L	9 x 45.7	54.6 x 30.5 x 29.2
SWS-12D2 / SWS-12D4	25.5 L	53.8 L	10.1 x 45.7	57.2 x 31.8 x 35.6



	MRV-V500	MRV-F300	MRV-M1200	MRV-M500	MRV-M250
Output Channels	5 Channels	4 Channels	Mono	Mono	Mono
Max Power Output	1100W	640W	2400W	1100W	550W
RMS Power Output [@14.4V 1%THD]	4x 60W + 1x 250W(2Ω) 4x 40W + 1x 150W(4Ω)	4 x 75W (2Ω) 4 x 50W (4Ω)	1 x 1200W (2Ω) 1 x 600W (4Ω)	1 x 500W (2Ω) 1 x 300W (4Ω)	1 x 250W (2Ω) 1 x 150W (4Ω)
Amplification Circuit	Class-D	Class-D	Class-D	Class-D	Class-D

Common Features: Input Gain adjustment 0.2V-4V • Bass EQ • Selectable Variable Filters HP&LP (Mono amps: LP only) • Speaker Level input • Thermal Management Processor

BIG POWER, SMALL PACKAGE

Although S-Series amplifiers have a 40% smaller footprint than their predecessors, they produce the same amount of power as before. Get the power you need, even if you have limited installation space.



	Peak Power Handling	RMS Power Handling	Nominal Impedance	Frequency Response
SPG-17C5 COMPONENT 2-WAY SPEAKER	280W	70W	4Ω	68Hz-20kHz
SPG-69C3 COAXIAL 3-WAY SPEAKER	350W	90W	4Ω	65Hz-19kHz



	Peak Power Handling	RMS Power Handling	Nominal Impedance	Frequency Response
SPJ-161C3 6" COMPONENT 2-WAY SPEAKER	250W	50W	4Ω	30Hz-30kHz
SPJ-161C2 6" COAXIAL 2-WAY SPEAKER	250W	50W	4Ω	30Hz-30kHz
SPJ-691C3 6x9" COAXIAL 3-WAY SPEAKER	400W	60W	4Ω	30Hz-30kHz
SPJ-691C3 6x9" COMPONENT 2-WAY SPEAKER	400W	60W	4Ω	30Hz-30kHz

PWE-V80

160W Peak Power
8" (20cm) POWERED SUBWOOFER BOX

- Built-in Amplifier (160W MAX Power)
- Low Pass Filter: 50Hz-100Hz (-12dB/oct)
- Phase Selector Switch
- Sealed Die-Cast Housing for stealth installation
- Speaker-level and RCA Inputs
- Wired Remote Control
- Power Cables and Installation Brackets Included
- Dimensions: W342mm x D238mm x H80mm
- Weight: 5kg



	BBX-F1200	BBX-T600
Output Channels	4 Channels	2 Channels
Power [@14.4V 1%THD]	4 x 50W (4Ω) 4 x 70W (2Ω) BTL	2 x 50W (4Ω) 2 x 70W (2Ω)
Max Power Output	600W	300W
Function	Filter LP HP Bass EQ	Filter LP HP Bass EQ

Common Features: Input Gain adjustment 0.2V-8V • Bass EQ • Variable Filters HP&LP • Thermal Protection



	Peak Power Handling	RMS Power Handling	Nominal Impedance	Frequency Response
SWT-12S4 12" (30cm) BASS REFLEX SUBWOOFER TUBE	1500W	300W	4Ω	28Hz-200Hz
SWT-S10 10" (25cm) BASS REFLEX SUBWOOFER TUBE	1200W	250W	4Ω	28Hz-200Hz

Common Features: Stitched Alpine Logo • Including installation Brackets and Belts • Heavy Duty Subwoofer Grill